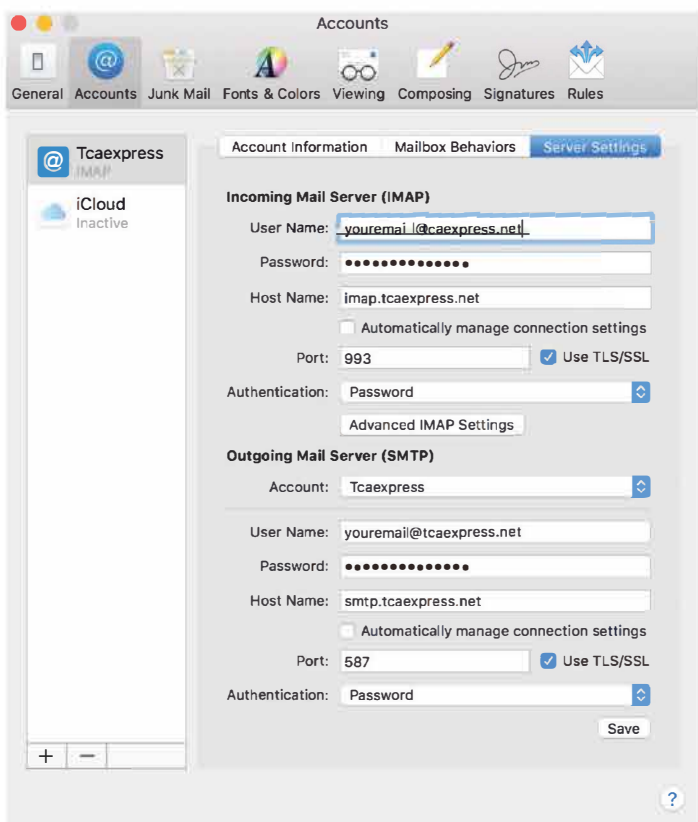


**Incoming (IMAP) Server:** imap.tcaexpress.net **Port:** 993 **SSL:** Yes **Username:** Your@tcaexpress.net email

**Outgoing (SMTP) Server:** smtp.tcaexpress.net **Port:** 587 **SSL:** SSL or StartTLS Required **Authent.:** Outgoing Authent. Enable

## Mac Settings



**Accounts**

General Accounts Junk Mail Fonts & Colors Viewing Composing Signatures Rules

Tcaexpress (IMAP)

iCloud Inactive

Account Information Mailbox Behaviors **Server Settings**

**Incoming Mail Server (IMAP)**

User Name: youremail@tcaexpress.net

Password: ●●●●●●●●

Host Name: imap.tcaexpress.net

Automatically manage connection settings

Port: 993  Use TLS/SSL

Authentication: Password

Advanced IMAP Settings

**Outgoing Mail Server (SMTP)**

Account: Tcaexpress

User Name: youremail@tcaexpress.net

Password: ●●●●●●●●

Host Name: smtp.tcaexpress.net

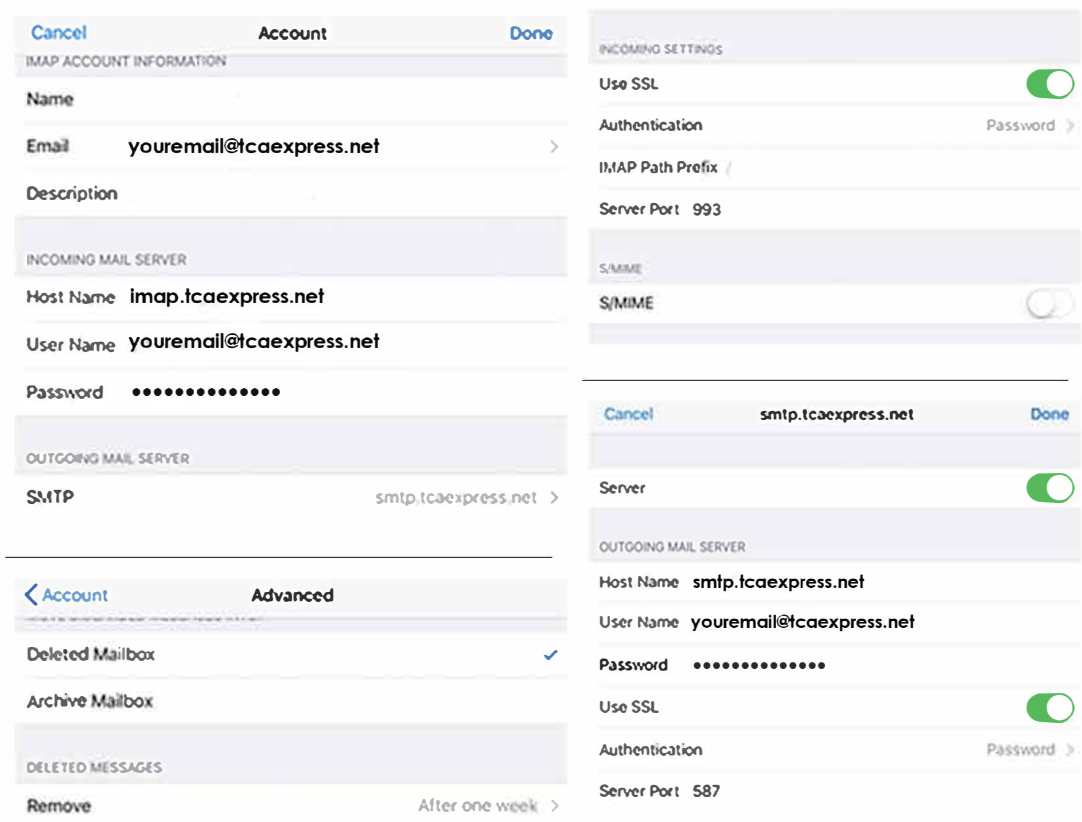
Automatically manage connection settings

Port: 587  Use TLS/SSL

Authentication: Password

Save

## iPad/iPhone Settings



Cancel Account Done

IMAP ACCOUNT INFORMATION

Name

Email youremail@tcaexpress.net

Description

INCOMING MAIL SERVER

Host Name imap.tcaexpress.net

User Name youremail@tcaexpress.net

Password ●●●●●●●●

OUTGOING MAIL SERVER

SMTP smtp.tcaexpress.net

Cancel smtp.tcaexpress.net Done

INCOMING SETTINGS

Use SSL

Authentication Password

IMAP Path Prefix /

Server Port 993

S/MIME

S/MIME

OUTGOING MAIL SERVER

Server

Host Name smtp.tcaexpress.net

User Name youremail@tcaexpress.net

Password ●●●●●●●●

Use SSL

Authentication Password

Server Port 587

Account Advanced

Deleted Mailbox

Archive Mailbox

DELETED MESSAGES

Remove After one week



**Incoming (IMAP) Server:** imap.tcaexpress.net **Port:** 993 **SSL:** Yes **Username:** Your@tcaexpress.net email

**Outgoing (SMTP) Server:** smtp.tcaexpress.net **Port:** 587 **SSL:** SSL or StartTLS Required **Authent.:** Outgoing Authent. Enable

### Windows 8 Settings

Enter the information below to connect to your Other account.

Email address

youremail@tcaexpress.net

Username

youremail@tcaexpress.net

Password

password

Incoming (IMAP) email server

imap.tcaexpress.net

Port

993

Incoming server requires SSL

Outgoing (SMTP) email server

smtp.tcaexpress.net

Port

587

Outgoing server requires SSL

Outgoing server requires authentication

Use the same username and password to send and receive email

[Show server details](#)

Connect

Cancel

### Windows 10 Settings

Enter the information below to connect to your Other account.

Email address

youremail@tcaexpress.net

Username

youremail@tcaexpress.net

Password

password

Incoming (IMAP) email server

imap.tcaexpress.net

Port

993

Incoming server requires SSL

Outgoing (SMTP) email server

smtp.tcaexpress.net

Port

587

Outgoing server requires SSL

Outgoing server requires authentication

Use the same username and password to send and receive email

[Show server details](#)

Connect

Cancel



**Incoming (IMAP) Server:** imap.tcaexpress.net **Port:** 993 **SSL:** Yes **Username:** Your@tcaexpress.net email

**Outgoing (SMTP) Server:** smtp.tcaexpress.net **Port:** 587 **SSL:** SSL or StartTLS Required **Authent.:** Outgoing Authent. Enable

## Android Settings

Server

**imap.tcaexpress.net**

Port

**993**

Security type

SSL/TLS

SMTP server

**smtp.tcaexpress.net**

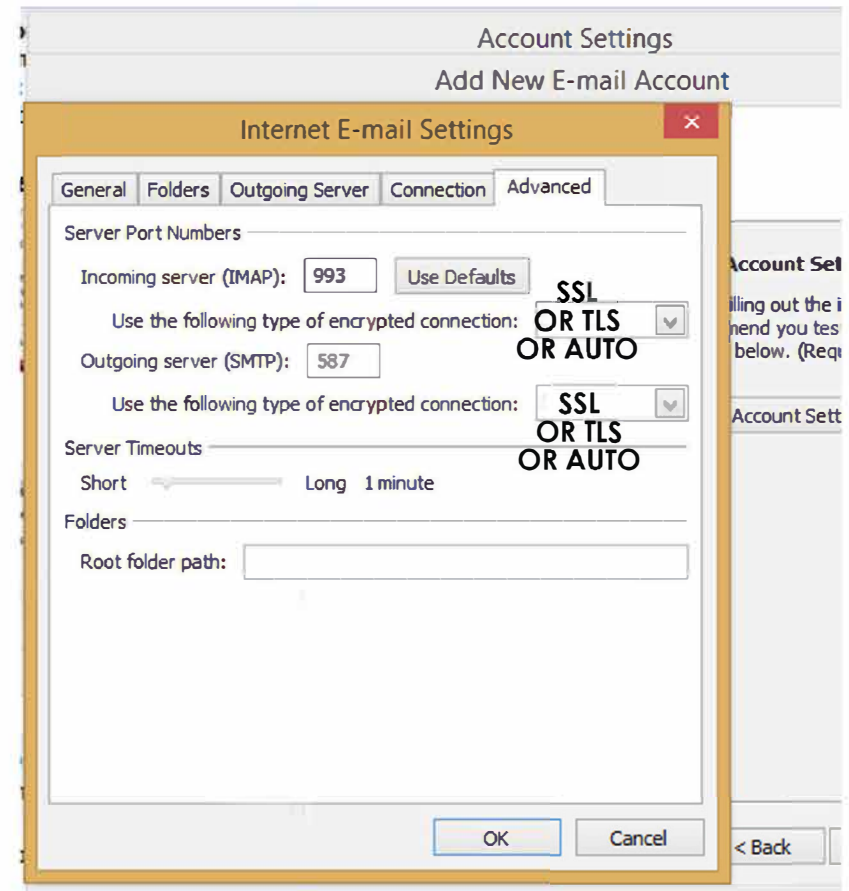
Port

**587**

Security type

SSL/TLS

## Outlook Settings



The screenshot shows the 'Internet E-mail Settings' dialog box in Outlook. The 'Advanced' tab is selected. Under 'Server Port Numbers', the 'Incoming server (IMAP)' is set to 993 and the 'Outgoing server (SMTP)' is set to 587. Both are set to use 'SSL OR TLS OR AUTO' encryption. The 'Server Timeouts' section shows a slider for 'Short' and 'Long' set to '1 minute'. The 'Folders' section has a 'Root folder path' field.