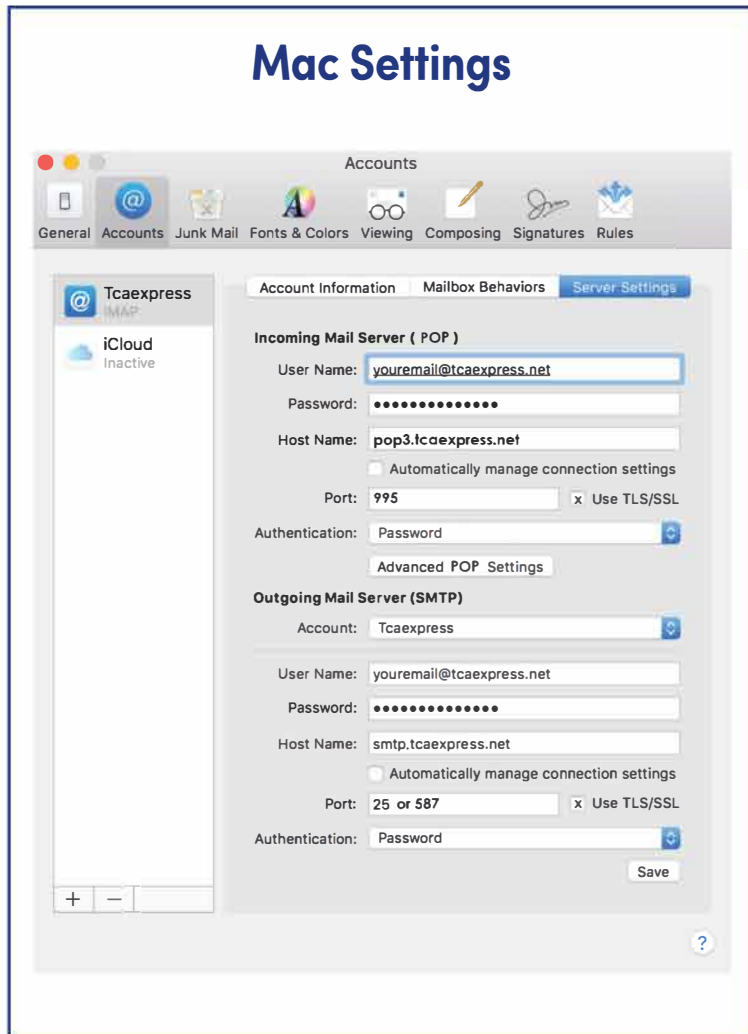


**Incoming (POP) Server:** pop3.tcaexpress.net **Port:** 995 **SSL:** Yes **Username:** Your@tcaexpress.net email

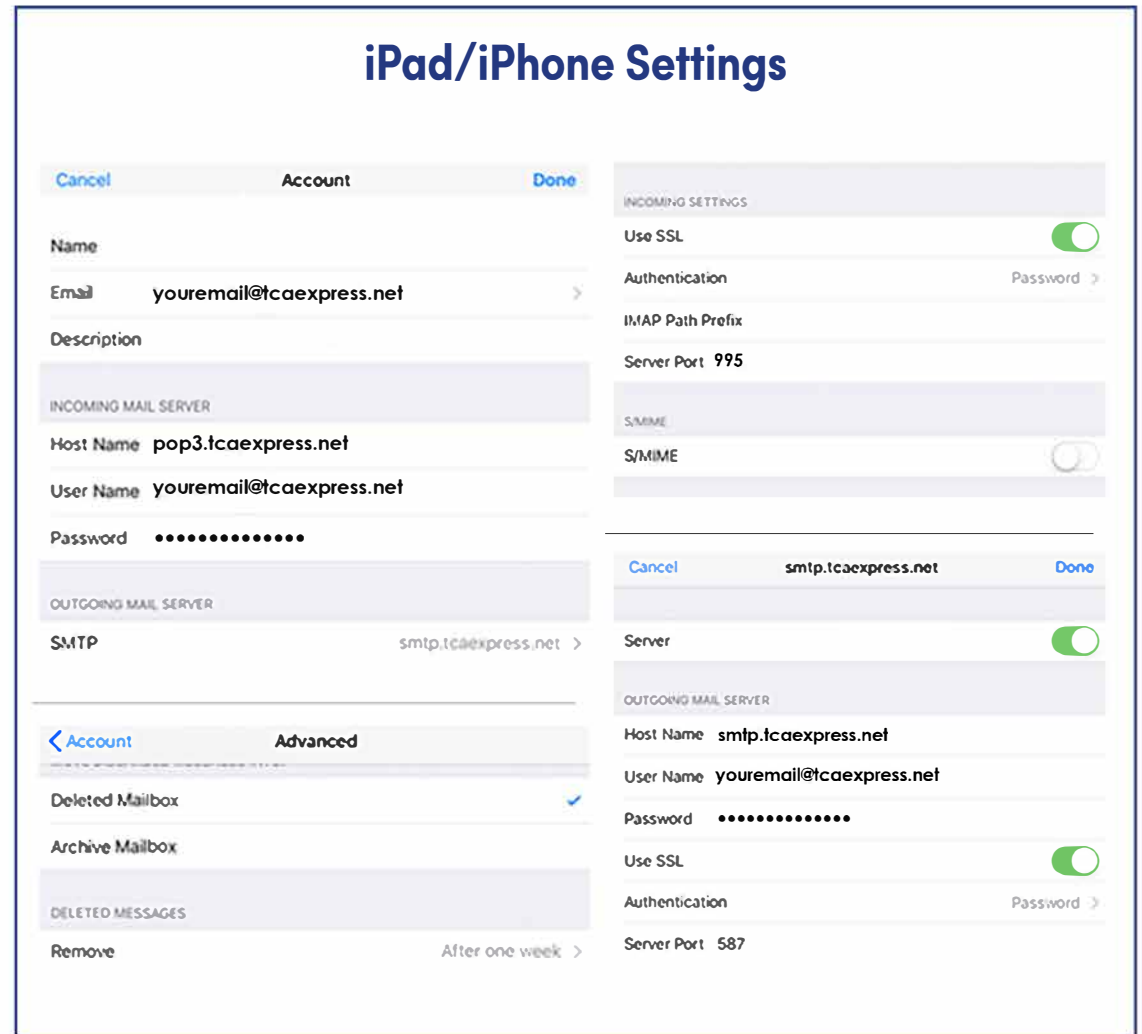
**Outgoing (SMTP) Server:** smtp.tcaexpress.net **Port:** 587 **SSL:** SSL or TLS or StartTLS Required **Authent.:** Outgoing Authent. Enable

## Mac Settings



The screenshot shows the 'Server Settings' window for a Tcaexpress account. It is divided into two sections: 'Incoming Mail Server (POP)' and 'Outgoing Mail Server (SMTP)'.  
**Incoming Mail Server (POP):**  
 User Name: youremail@tcaexpress.net  
 Password: [Redacted]  
 Host Name: pop3.tcaexpress.net  
 Port: 995 (with 'Use TLS/SSL' checked)  
 Authentication: Password  
**Outgoing Mail Server (SMTP):**  
 Account: Tcaexpress  
 User Name: youremail@tcaexpress.net  
 Password: [Redacted]  
 Host Name: smtp.tcaexpress.net  
 Port: 25 or 587 (with 'Use TLS/SSL' checked)  
 Authentication: Password

## iPad/iPhone Settings



The screenshot shows the 'Advanced' settings for an iPad/iPhone account. It is split into 'INCOMING MAIL SERVER' and 'OUTGOING MAIL SERVER' sections.  
**INCOMING MAIL SERVER:**  
 Name: youremail@tcaexpress.net  
 Description: INCOMING MAIL SERVER  
 Host Name: pop3.tcaexpress.net  
 User Name: youremail@tcaexpress.net  
 Password: [Redacted]  
 INCOMING SETTINGS: Use SSL (checked), Authentication: Password, IMAP Path Prefix, Server Port: 995.  
**OUTGOING MAIL SERVER:**  
 Name: smtp.tcaexpress.net  
 Description: OUTGOING MAIL SERVER  
 SMTP: smtp.tcaexpress.net  
 Host Name: smtp.tcaexpress.net  
 User Name: youremail@tcaexpress.net  
 Password: [Redacted]  
 OUTGOING MAIL SERVER: Server (checked), Host Name: smtp.tcaexpress.net, User Name: youremail@tcaexpress.net, Password: [Redacted], Use SSL (checked), Authentication: Password, Server Port: 587.



**Incoming (POP) Server:** pop3.tcaexpress.net **Port:** 995 **SSL:** Yes **Username:** Your@tcaexpress.net email

**Outgoing (SMTP) Server:** smtp.tcaexpress.net **Port:** 587 **SSL:** SSL or TLS or StartTLS Required **Authent.:** Outgoing Authent. Enable

### Windows 8 Settings

Enter the information below to connect to your Other account.

Email address

youremail@tcaexpress.net

Username

youremail@tcaexpress.net

Password

password

Incoming (IMAP) email server

pop3.tcaexpress.net

Port

995

Incoming server requires SSL

Outgoing (SMTP) email server

smtp.tcaexpress.net

Port

587

Outgoing server requires SSL

Outgoing server requires authentication

Use the same username and password to send and receive email

[Show fewer details](#)

Connect

Cancel

### Windows 10 Settings

Enter the information below to connect to your Other account.

Email address

youremail@tcaexpress.net

Username

youremail@tcaexpress.net

Password

password

Incoming (IMAP) email server

pop3.tcaexpress.net

Port

995

Incoming server requires SSL

Outgoing (SMTP) email server

smtp.tcaexpress.net

Port

587

Outgoing server requires SSL

Outgoing server requires authentication

Use the same username and password to send and receive email

[Show fewer details](#)

Connect

Cancel

**Incoming (POP) Server:** pop3.tcaexpress.net **Port:** 995 **SSL:** Yes **Username:** Your@tcaexpress.net email

**Outgoing (SMTP) Server:** smtp.tcaexpress.net **Port:** 587 **SSL:** SSL or TLS or StartTLS Required **Authent.:** Outgoing Authent. Enable

## Android Settings

Server

**pop3.tcaexpress.net**

Port

**995**

Security type

**SSL/TLS**

SMTP server

**smtp.tcaexpress.net**

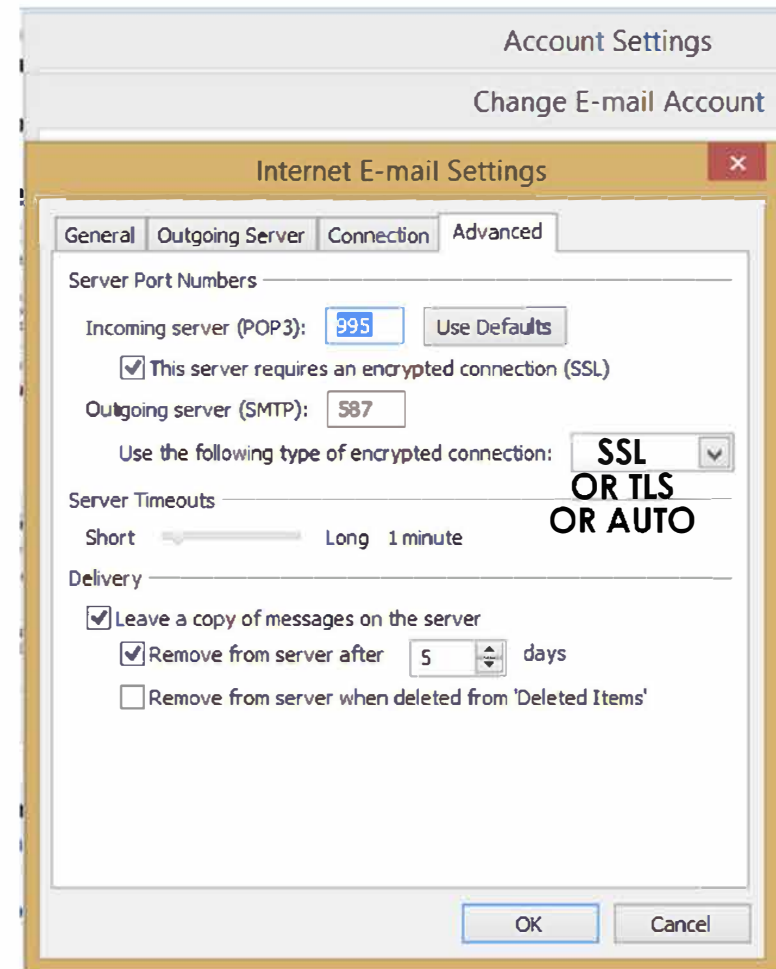
Port

**587**

Security type

**SSL/TLS**

## Outlook Settings



Account Settings  
Change E-mail Account

Internet E-mail Settings

General | **Outgoing Server** | Connection | Advanced

Server Port Numbers

Incoming server (POP3): **995** Use Defaults

This server requires an encrypted connection (SSL)

Outgoing server (SMTP): **587**

Use the following type of encrypted connection: **SSL**  
**OR TLS**  
**OR AUTO**

Server Timeouts

Short  Long 1 minute

Delivery

Leave a copy of messages on the server

Remove from server after **5** days

Remove from server when deleted from 'Deleted Items'

OK Cancel