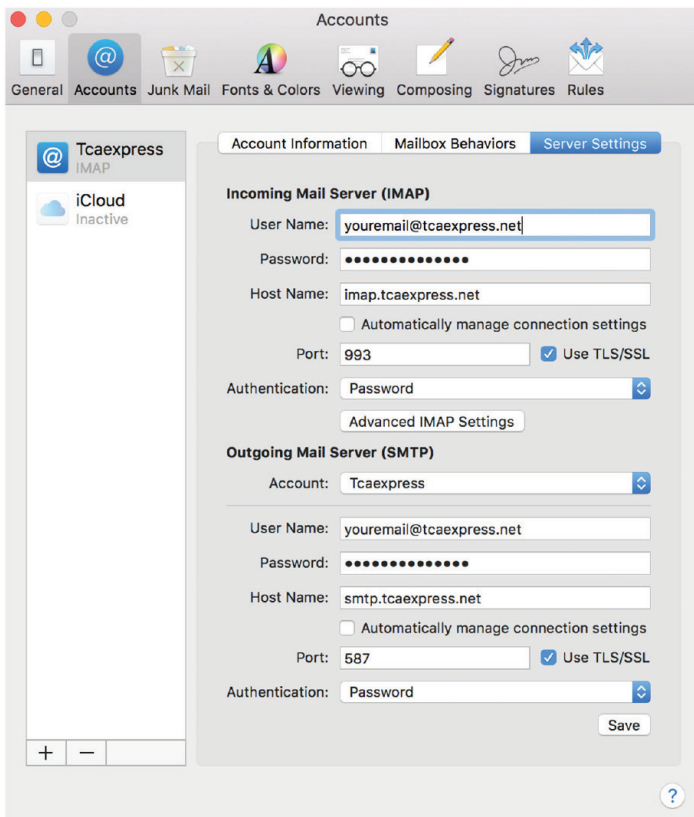




Incoming (IMAP) Server: imap.tcaexpress.net **Port:** 993 **SSL:** Yes **Username:** Your@tcaexpress.net email

Outgoing (SMTP) Server: smtp.tcaexpress.net **Port:** 587 **SSL:** SSL or StartTLS Required **Authent.:** Outgoing Authent. Enable

Mac Settings



Accounts

General Accounts Junk Mail Fonts & Colors Viewing Composing Signatures Rules

Tcaexpress IMAP

iCloud Inactive

Account Information Mailbox Behaviors **Server Settings**

Incoming Mail Server (IMAP)

User Name: youremail@tcaexpress.net

Password: ●●●●●●●●

Host Name: imap.tcaexpress.net

Automatically manage connection settings

Port: 993 Use TLS/SSL

Authentication: Password

Advanced IMAP Settings

Outgoing Mail Server (SMTP)

Account: Tcaexpress

User Name: youremail@tcaexpress.net

Password: ●●●●●●●●

Host Name: smtp.tcaexpress.net

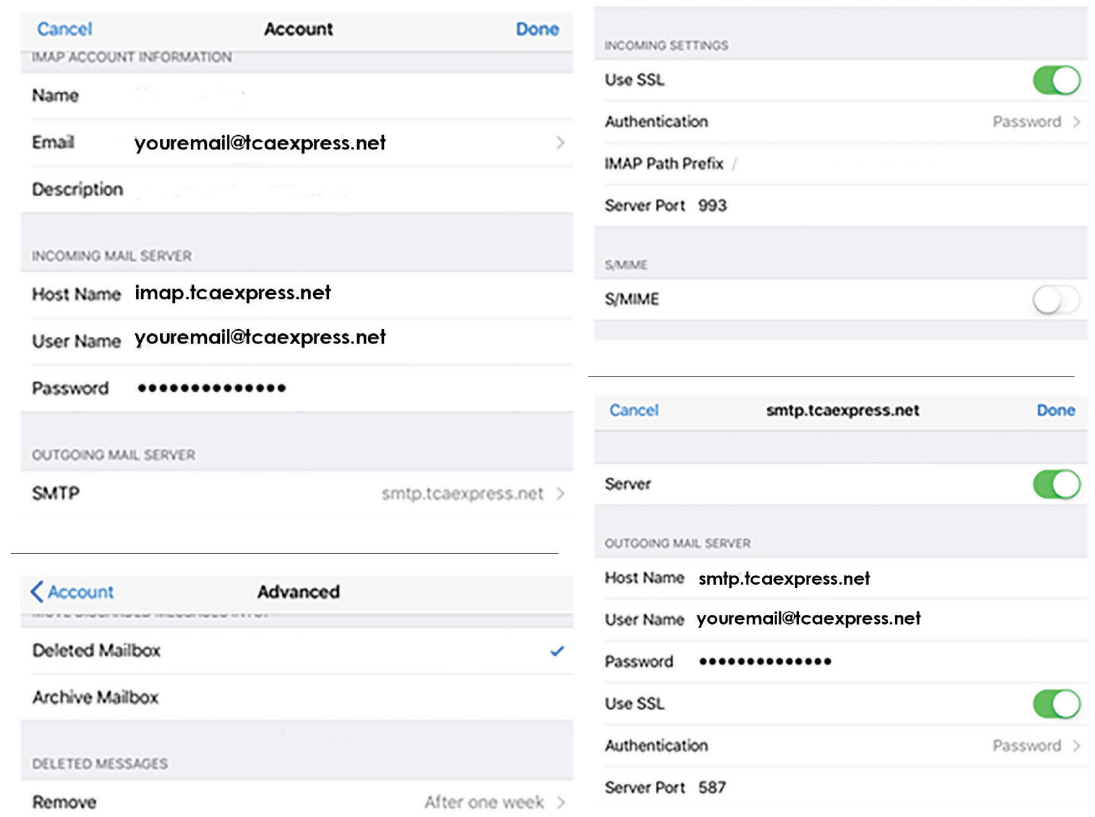
Automatically manage connection settings

Port: 587 Use TLS/SSL

Authentication: Password

Save

iPad/iPhone Settings



Cancel Account Done

IMAP ACCOUNT INFORMATION

Name

Email youremail@tcaexpress.net

Description

INCOMING MAIL SERVER

Host Name imap.tcaexpress.net

User Name youremail@tcaexpress.net

Password ●●●●●●●●

OUTGOING MAIL SERVER

SMTP smtp.tcaexpress.net

Cancel smtp.tcaexpress.net Done

INCOMING SETTINGS

Use SSL

Authentication Password >

IMAP Path Prefix /

Server Port 993

S/MIME

S/MIME

OUTGOING MAIL SERVER

Server

OUTGOING MAIL SERVER

Host Name smtp.tcaexpress.net

User Name youremail@tcaexpress.net

Password ●●●●●●●●

Use SSL

Authentication Password >

Server Port 587

< Account Advanced

Deleted Mailbox

Archive Mailbox

DELETED MESSAGES

Remove After one week >



Incoming (IMAP) Server: imap.tcaexpress.net **Port:** 993 **SSL:** Yes **Username:** Your@tcaexpress.net email

Outgoing (STMP) Server: smtp.tcaexpress.net **Port:** 587 **SSL:** SSL or StartTLS Required **Authent.:** Outgoing Authent. Enable

Windows 8 Settings

Enter the information below to connect to your Other account.

Email address

Username

Password

Incoming (IMAP) email server Port

Incoming server requires SSL

Outgoing (SMTP) email server Port

Outgoing server requires SSL

Outgoing server requires authentication

Use the same username and password to send and receive email

[Show server details](#)

Windows 10 Settings

Enter the information below to connect to your Other account.

Email address

Username

Password

Incoming (IMAP) email server Port

Incoming server requires SSL

Outgoing (SMTP) email server Port

Outgoing server requires SSL

Outgoing server requires authentication

Use the same username and password to send and receive email

[Show server details](#)



Incoming (IMAP) Server: imap.tcaexpress.net **Port:** 993 **SSL:** Yes **Username:** Your@tcaexpress.net email

Outgoing (STMP) Server: smtp.tcaexpress.net **Port:** 587 **SSL:** SSL or StartTLS Required **Authent.:** Outgoing Authent. Enable

Android Settings

Server

imap.tcaexpress.net

Port

993

Security type

SSL/TLS

SMTP server

smtp.tcaexpress.net

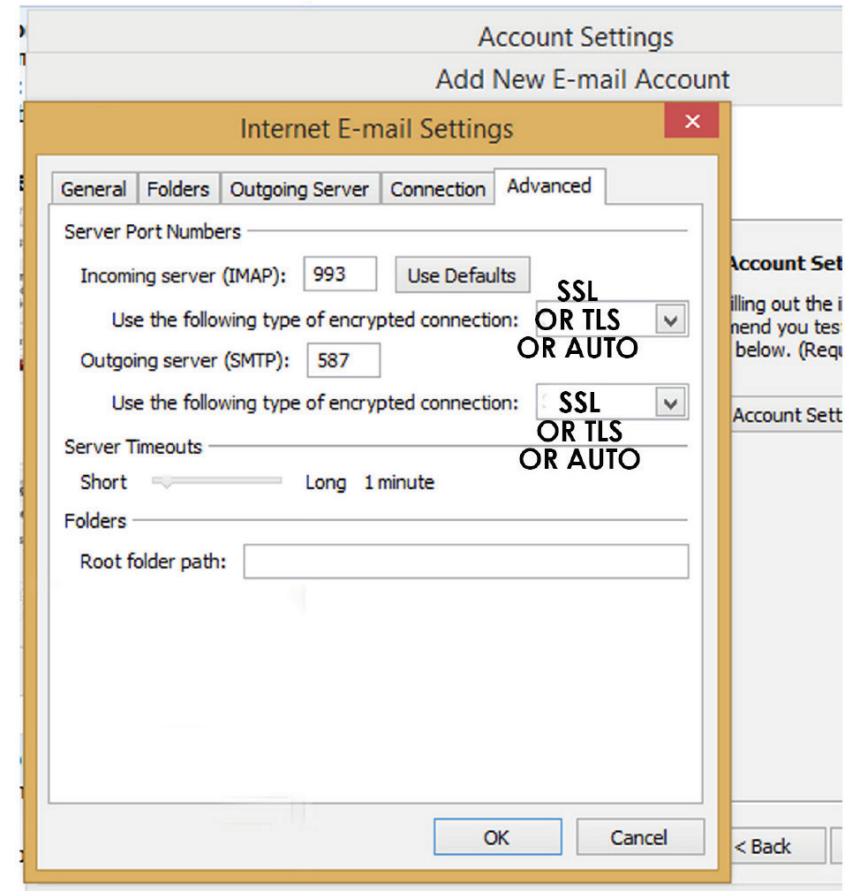
Port

587

Security type

SSL/TLS

Outlook Settings



Account Settings
Add New E-mail Account

Internet E-mail Settings

General | Folders | Outgoing Server | Connection | **Advanced**

Server Port Numbers

Incoming server (IMAP): 993 Use Defaults

Use the following type of encrypted connection: **SSL OR TLS OR AUTO**

Outgoing server (SMTP): 587

Use the following type of encrypted connection: **SSL OR TLS OR AUTO**

Server Timeouts

Short Long 1 minute

Folders

Root folder path:

OK Cancel